



绿色健康码申请攻略

目录

第一部分 申请前

入境中国所需新冠相关检测要求概览.....	4
重要流程.....	5
所需文件.....	8

第二部分 线上申请

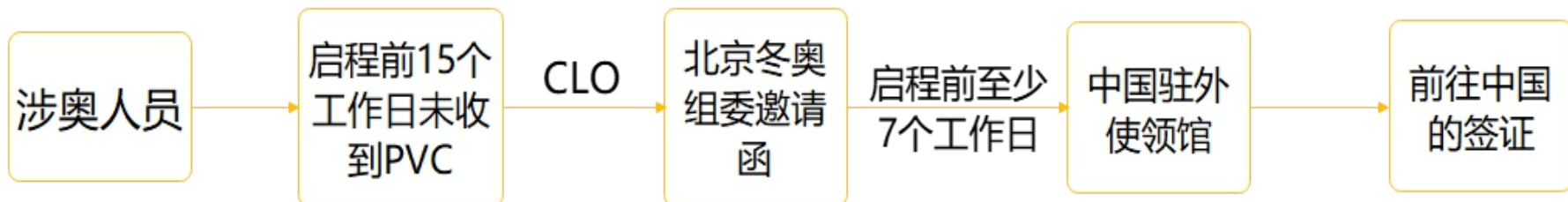
几点建议.....	12
步骤一 登录的三种方式.....	13
步骤二 申请账号.....	16
步骤三 申请界面及查询检测机构列表.....	24
步骤四 开始填报.....	25
步骤五 填写表格和上传所需文件.....	26
步骤六 提交.....	34
步骤七 等待审核.....	35
步骤八 查看并出示二维码.....	36

第一部分 申请前

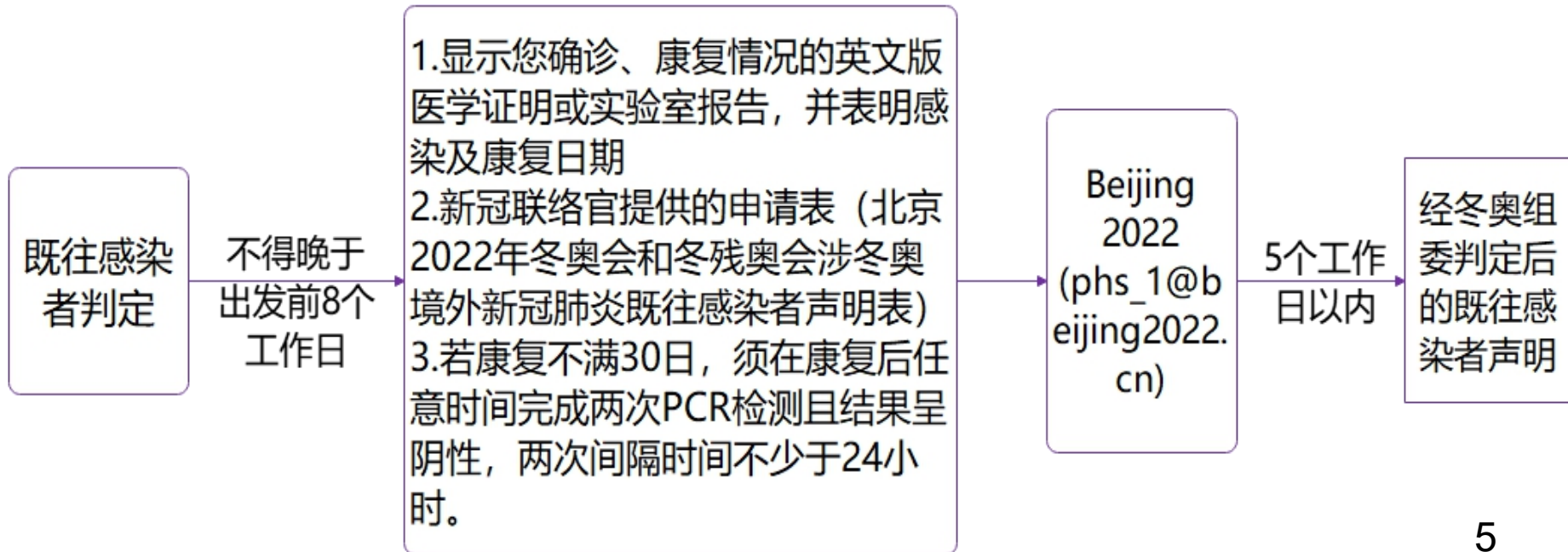
入境中国所需新冠相关检测要求览

核酸检测要求	全程接种疫苗	既往感染情况		其他所需信息	是否需要IgM抗体检测
直飞航班来华前96小时内至少间隔24小时的两份核酸检测阴性结果（包括	是	否		N/A	无需
		是	康复不满30天	医学证明/实验室报告及申请表；康复后任何时间（且不在出发来华前96小时内）的 额外两次 核酸检测阴性结果，两次检测间隔最少24小时	无需
			康复超过30天	医学/实验室证明及申请表	无需
一份出发来华前72小时内的阴性检测结果）	否	否		N/A	是，一份登机来华（如转机则为最后航段登机）前72小时内的IgM抗体检测
		是	康复不满30天	医学证明/实验室报告及申请表；康复后任何时间（且不在出发来华前96小时内）的 额外两次 核酸检测阴性结果，两次检测间隔最少24小时	是，一份登机来华（如转机则为最后航段登机）前72小时内的IgM抗体检测
			是	康复超过30天	医学证明/实验室报告及申请表

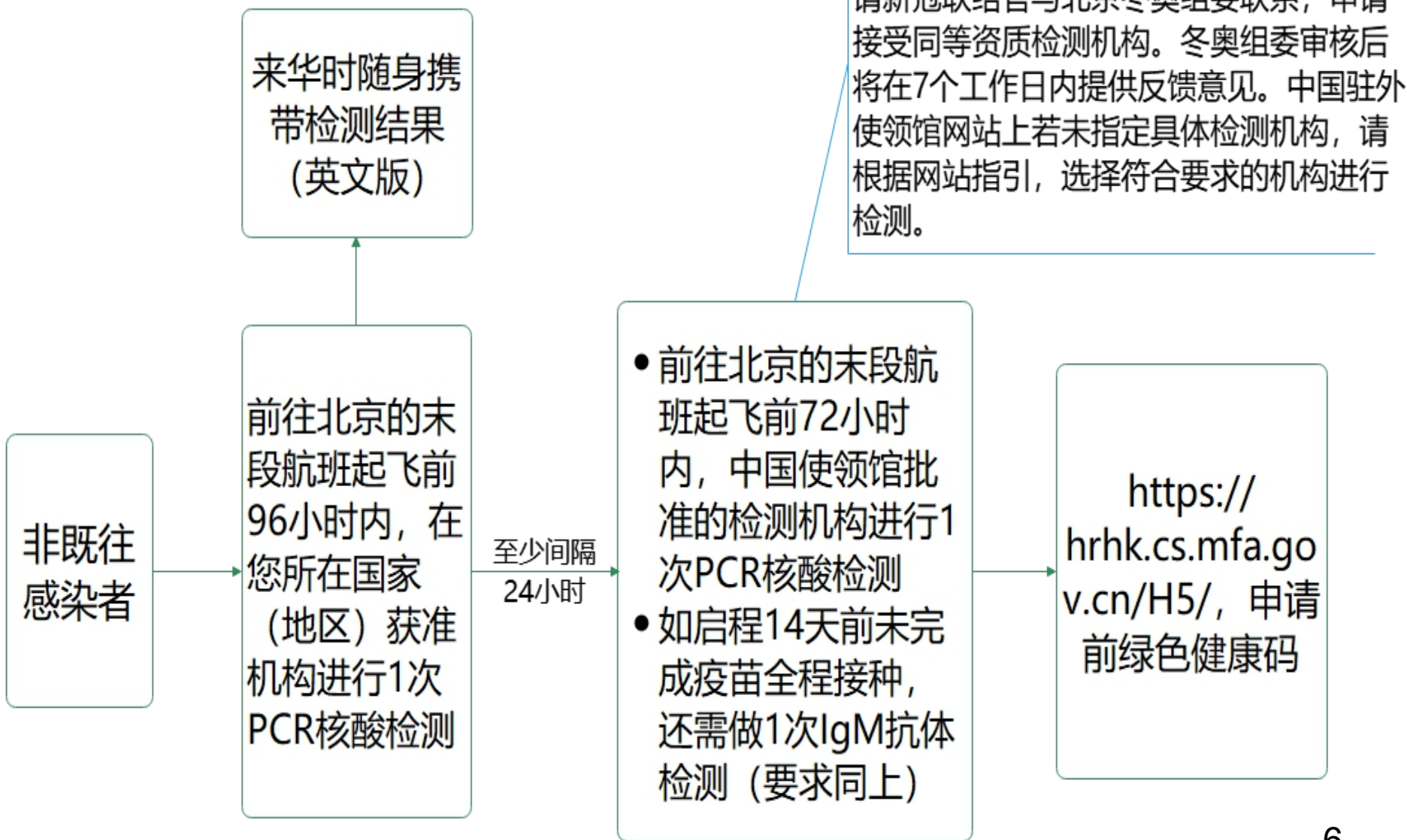
重要流程1



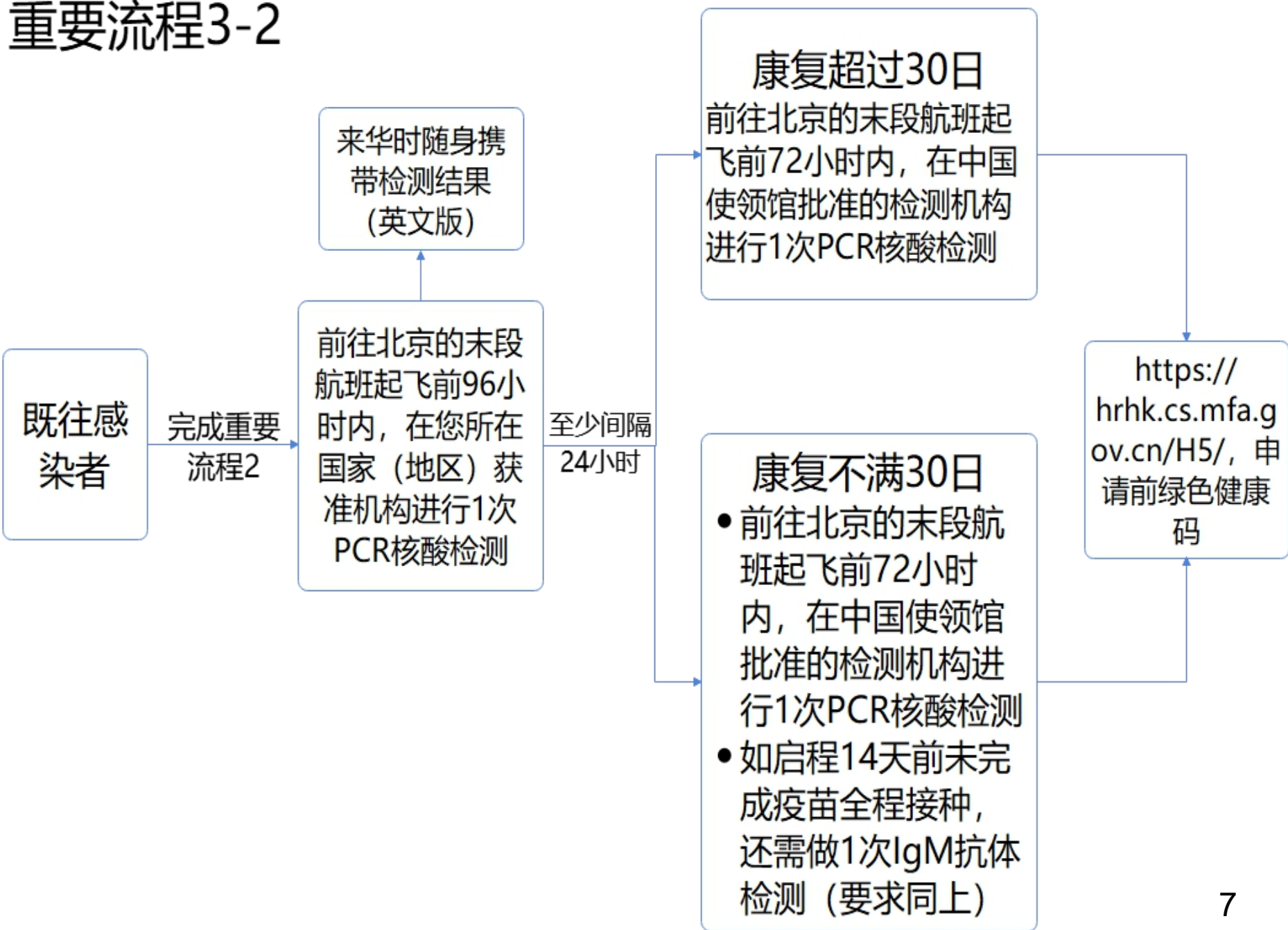
重要流程2



重要流程3-1



重要流程3-2



所需文件

- 有效护照或其他旅行证明
- 待激活身份注册卡（PVC或OIA/C/PIAC）或签证、冬奥组委邀请函
- 由中国驻外使领馆指定检测机构提供的来华前72小时内核酸检测结果
- 须进行IgM 抗体检测的人员，请上传相关检测证书
- 既往感染者须上传冬奥组委签字、盖章的申请表
- 航班行程信息
- 新冠疫苗接种证明

文件示例：

经冬奥组委**签字、盖章**的申请表

“北京2022年冬奥会和冬残奥会涉冬奥境外新冠肺炎既往感染者声明”

北京 2022 年冬奥会和冬残奥会
涉冬奥境外新冠肺炎既往感染者声明
For Overseas Games-related Personnel Previously Infected with COVID-19

编号 No. :

姓名 Name	<input type="text"/>	性别 Gender	<input type="text"/>	国籍 Nationality	<input type="text"/>
护照号 Passport No.	<input type="text"/>	PVC卡号 PVC No. (If applicable)	<input type="text"/>	始发国 Country of Departure	<input type="text"/>
末次阳性检测时间 Time of Your Last Positive Test Result	<input type="text"/>	首次转阴检测时间 Time Your Test Result First Turned Negative	<input type="text"/>	中转国 (如有请提供) Country of Transfer (If Any)	<input type="text"/>
计划来华时间 Planned Departure Time for China	<input type="text"/>	首次转阴时间至 计划登机来华时间间隔 Duration (days) between Your Test Result First Turned Negative and your Departure Flight Time			<input type="text"/> Days 天


本人承诺：所提供的全部信息及材料真实可靠，如存在虚假瞒报，本人将承担全部责任。
I declare that all the information and materials I provide hereby are true and reliable. Should I make any false or under-reporting, I will bear all the related consequences.

申请人签字： 签字日期： Monday

北京冬奥组委填写 → **以下内容由北京冬奥组委填写**

经审核，申请人所提交材料 (符合) / (不符合) 《北京 2022 年冬奥会和冬残奥会涉冬奥境外新冠肺炎既往感染者材料审核流程》要求。请于不早于上述表格中“计划来华时间”来华。

签发人： 签发机构： 北京冬奥组委疫情防控办公室
日期： (北京冬奥组委运动会服务部代章)



身份注册卡

180mmx122mm

BEIJING 2022
Protection de photo
Photo protection
照片保护

Ac
国家(地区)奥委会

MENG DONGXUE
梦冬雪
CHIEF DE MISSION
代表团团长
PEOPLE'S REPUBLIC OF CHINA
中国

1234567-01

ALL OLV OFH BRO MPC
ZPC

H 2456R

Image de sécurité
Security image
防伪图案

Hologramme
Hologram
全息图

Image de sécurité
Security image
防伪图案

Photo du titulaire
Holder's photo
持卡人照片

Número de visa
Visa number
签证号码

Numéro d'accréditation
et numéro de version
Registration number &
Card Version number
注册号和证件版本号

Numéro de pièce d'identité
ID number
身份证件号码

北京冬奥组委邀请函

MD1100072021083060

邀请函 (PU)

Invitation Letter (PU)

编号/No.: MD1100072021083060

此函仅限申请人前往中华人民共和国驻乌克兰大使馆申请签证时使用。
Please apply forthwith for visa at the Embassy of P.R.China in Ukraine with this letter.

邀请单位名称 Name of Invitation Unit		北京2022年冬奥会和冬残奥会组织委员会			
被邀请人情况 Information of the Invited					
外文姓名 Full Name	性别 Sex	出生日期 Date of Birth	国籍 Nationality	护照号码 Passport No.	
1 OLV	男				
申请签证有效期 Validity of Visa Intended to Apply	拟入境次数 Number of Entries	最长停留天数 Longest Stay			
3个月	1次	30			
拟入境日期 Date of First Entry	访问地点 Places to Visit	事由 Purpose of Visit			
2021-10-04	北京	交流、访问、考察等			
联系人 Contact Person		邀请单位盖章及负责人签署 Seal and Signature			
米天光		 2021年 08月 30日 Year Month Day			
电话 Tel					
66680320					
传真 Fax					
66680314					
邮箱 E-mail					
mitianguang@beijing2022.cn					

注:1.本函限五人使用。不足五人的空白部分,请对角划一斜线。超出五人另行出函。有效期三个月。
Notes: 1. This letter is for 5 people at most. Please cross a diagonal in the blank space if there are less than 5 people. For more than 5 people, please issue another one. Valid for three months.

第二部分 线上申请

几点建议

请首先参照**步骤一、步骤二**申请账号，并参照**步骤三**查看中国使领馆认可的检测机构列表。

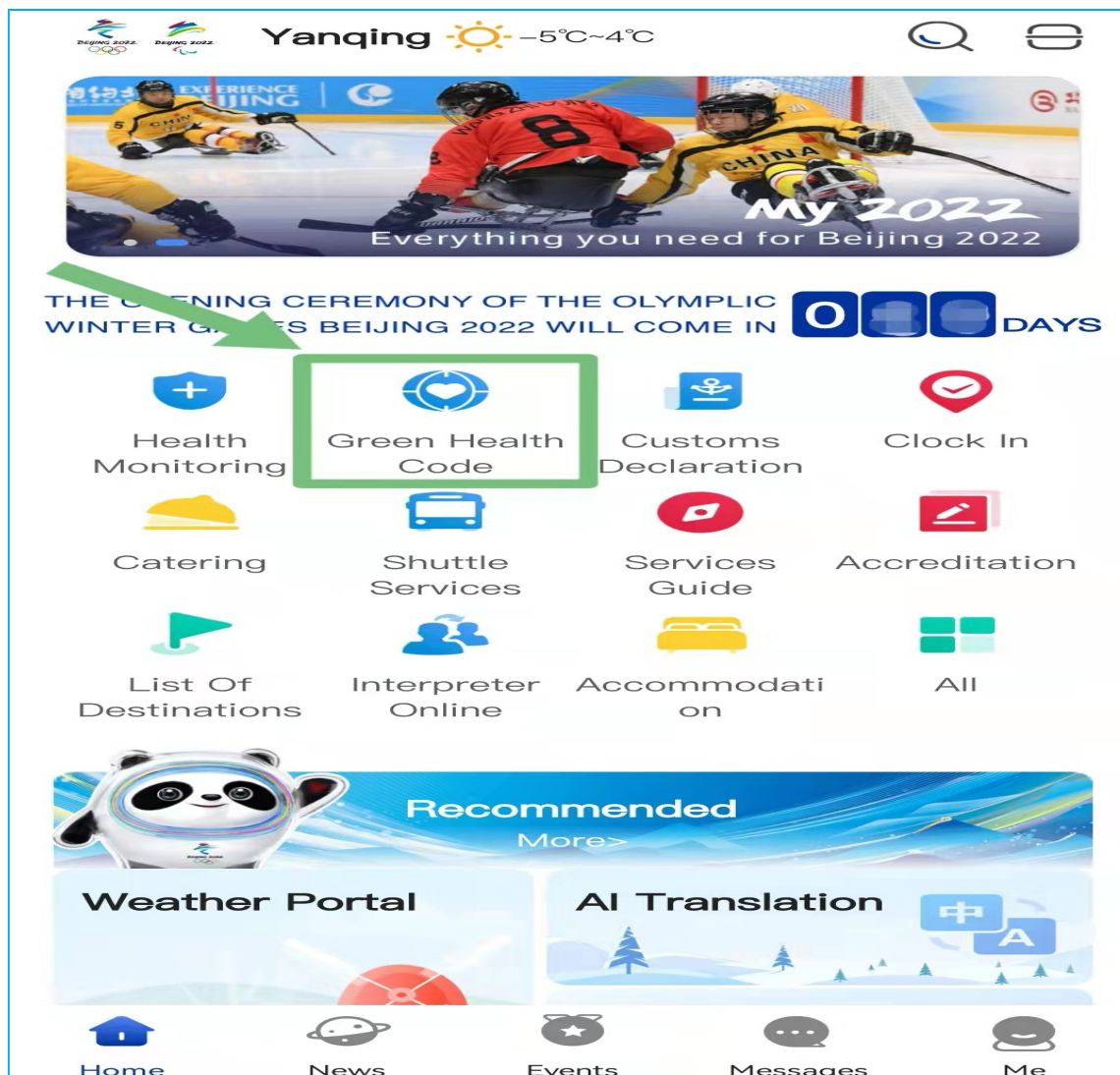
请注意保存账号和密码，在申请前阅读相关政策，参考流程图，准备所需文件。

步骤一 登录的三种方式

1. 网址登录

<https://hrhk.cs.mfa.gov.cn/H5/>

2. “冬奥通” APP登录

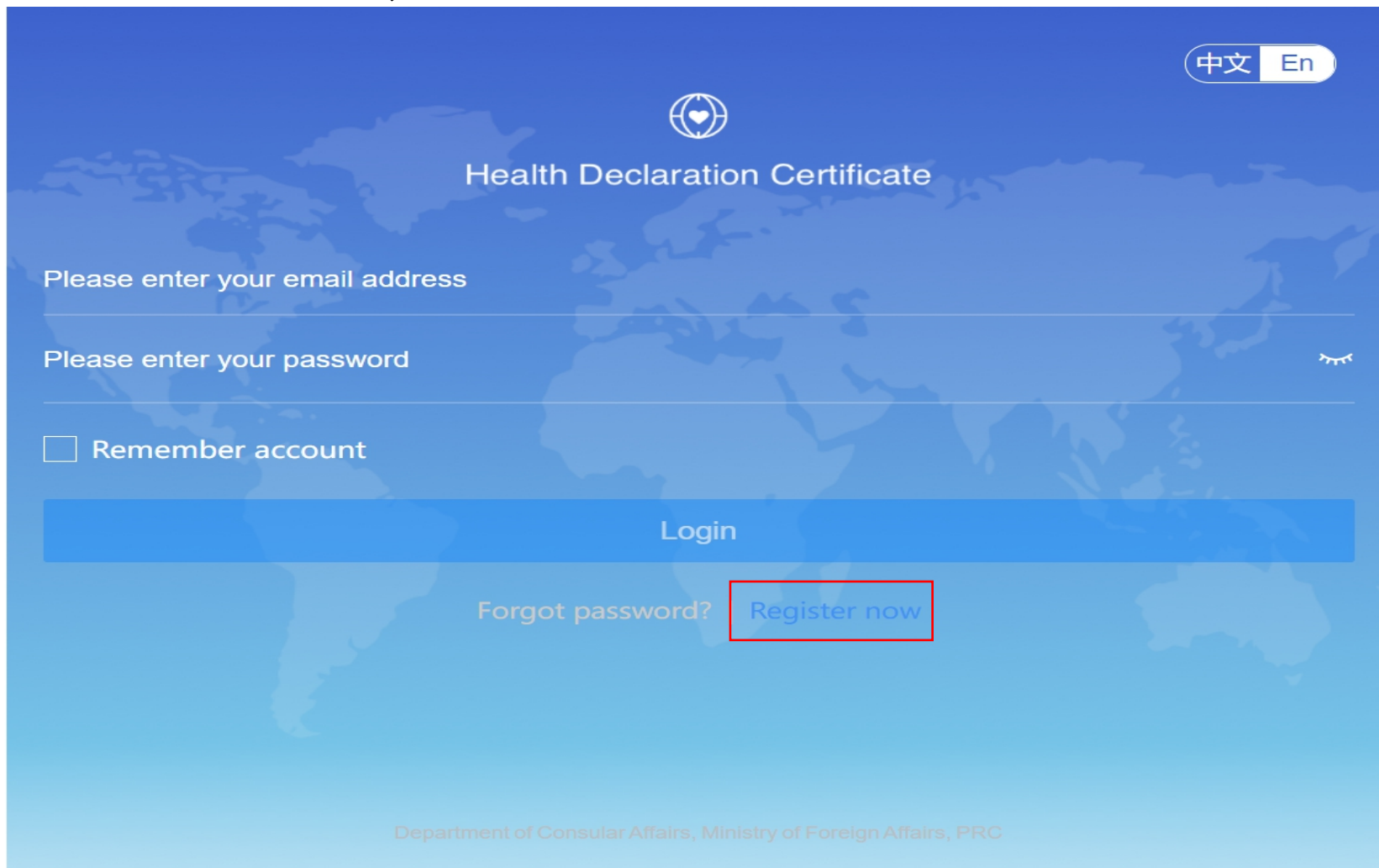


3. 扫描下方二维码



绿色健康码申请平台

步骤二 注册一个账号并登录。如果您是第一次使用，请点击“注册”



The screenshot shows a login and registration interface for a 'Health Declaration Certificate' system. The background is a blue world map. At the top right, there are language selection buttons for '中文' (Chinese) and 'En' (English). In the center, there is a globe icon with a heart inside, followed by the title 'Health Declaration Certificate'. Below the title, there are two input fields: 'Please enter your email address' and 'Please enter your password'. The password field has a visibility toggle icon (an eye) on the right. Below the password field, there is a checkbox labeled 'Remember account'. A large blue button labeled 'Login' is positioned below the input fields. At the bottom, there is a link 'Forgot password?' and a link 'Register now' which is highlighted with a red rectangular box. At the very bottom, the text 'Department of Consular Affairs, Ministry of Foreign Affairs, PRC' is displayed.

中文 En

Health Declaration Certificate

Please enter your email address

Please enter your password

Remember account

Login

Forgot password? [Register now](#)

Department of Consular Affairs, Ministry of Foreign Affairs, PRC

步骤二-1 输入邮箱地址后点击“获得验证码”

中文 En

Health Declaration Certificate

xxx@xx.com

Email verification code

Get the verification code

I have read and agreed with the [personal information and privacy protection policy](#)

The next step

[I have an account, Login directly](#)


Department of Consular Affairs, Ministry of Foreign Affairs, PRC

步骤二-2 登录邮箱后，查收“邮件验证码”。如失败，可查看垃圾箱，或更换邮箱号再次尝试。



步骤二-3 将验证码填入指定区域

中文 En



Health Declaration Certificate

xxx@xx.com

Email verification code
Please enter the mailbox verification code

Get the verification code

I have read and agreed with the personal information and privacy protection policy

The next step

[I have an account, Login directly](#)

Department of Consular Affairs, Ministry of Foreign Affairs, PRC

步骤二-4 勾选“条款和条件”框后单击“下一步”



Health Declaration Certificate

xxx@xx.com

Email verification code
Please enter the mailbox verification code

Resend after 30s

I have read and agreed with the personal information and privacy protection policy

The next step

I have an account, [Login directly](#)

Department of Consular Affairs, Ministry of Foreign Affairs, PRC

步骤二-5 创建密码（8-20字母，含大、小写和数字），未来登录需用（例如查看绿色健康码）。

Health Declaration Certificate

Please enter the password (8-20 characters, should includes capital and lower-case letter)

Please enter the password again

Registration

Department of Consular Affairs, Ministry of Foreign Affairs, PRC

步骤二-6 选择“外国”或“中国”旅客

中文 En

Please select this account to proceed

- Foreign Passengers apply for Health Declaration Form
- Chinese passengers apply for Green Health Code

confirm

步骤二-7 回答安全相关问题

中文 En

Fill in the security questions

For the security of your account, please fill in the security questions.

In order not to forget, please fill in the real information so to help you retrieve the password by answering questions.

1.What's your mother's name?

Please enter your answer

2.Who is your first favorite star?

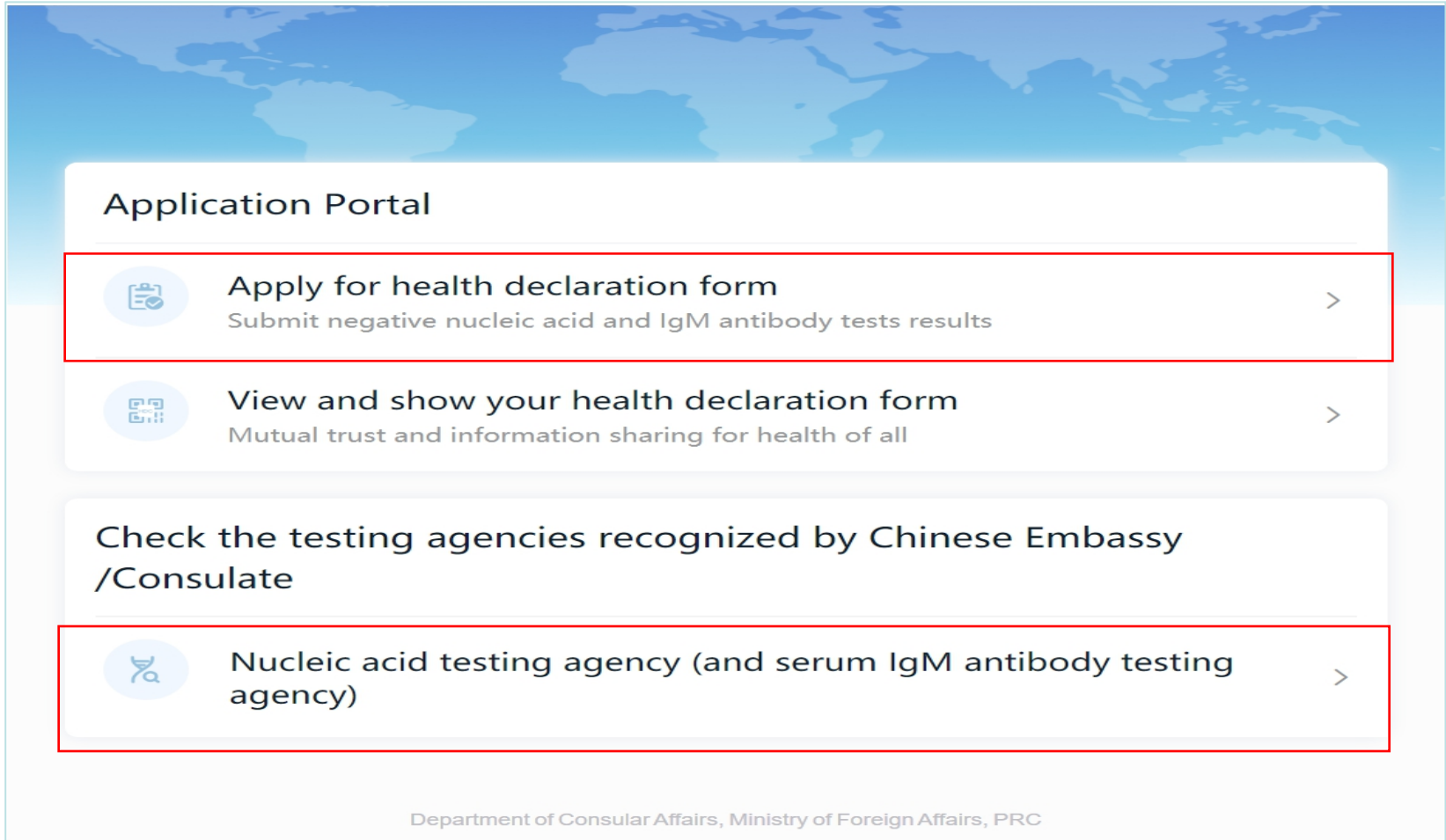
Please enter your answer

3.What is the name of your first teacher?

Please enter your answer

submit

步骤三 选择“申请健康状况声明书”。您还可以在此页面查看中国使领馆认可检测机构列表



The screenshot displays a web interface titled "Application Portal" with a world map background. It features two main sections. The first section, "Application Portal", contains two items: "Apply for health declaration form" (with a clipboard icon) and "View and show your health declaration form" (with a QR code icon). The second section, "Check the testing agencies recognized by Chinese Embassy /Consulate", contains one item: "Nucleic acid testing agency (and serum IgM antibody testing agency)" (with a DNA helix icon). Red boxes highlight the first and third items. At the bottom, the text "Department of Consular Affairs, Ministry of Foreign Affairs, PRC" is visible.

Application Portal

- Apply for health declaration form
Submit negative nucleic acid and IgM antibody tests results
- View and show your health declaration form
Mutual trust and information sharing for health of all

Check the testing agencies recognized by Chinese Embassy /Consulate

- Nucleic acid testing agency (and serum IgM antibody testing agency)

Department of Consular Affairs, Ministry of Foreign Affairs, PRC

步骤四 可以为自己申请，同时也可以为他人申请(最多不超过5人)



步骤五 在表格中填写您的个人资料，上传所需文件

- 个人信息
- 航班信息详情
- 其他信息

步骤五 - 个人信息

提交个人信息时，如提示“身份证件验证失败，请将“证件类型”改为“其他”，并再次上传有效护照或其他旅行证明，以及待激活身份注册卡（PVC）或签证。



The image shows a dark-themed form titled "Personal information". It contains several fields:

- Name:** BEIJING OWG TEST
- Type of document:** others (highlighted with a red box)
- Other document numbers:** Please fill in
- Upload a picture of the document photo page:** A button with a plus sign (+).

Below the form, a dropdown menu is open, showing three options: "passport", "travel document", and "others" (highlighted with a red box). A "Select" button is also visible to the right of the "Type of document" field.

步骤五 - 航班行程信息

“入境城市”栏请输入: **北京**

Apply for my health declaration form

Flight itinerary details (Make sure to fill in your complete itinerary according to the flight sequence. Failure to comply with this request may affect your application for the Health Declaration Certificate)

* Origin country where your journey starts
Please select Select

* No. of flight departing the origin country
Please fill in



* Time of flight departing the origin country
Please select the time of flight departing the origin country Select

Add flight transfer country (if applicable)

* City of Entry
Designated city of first point of entry in China
Please type in the city of entry in China

步骤五 - 其他信息

选择“冬奥会人员”，并上传相关文件。

 **Apply for my health declaration form** 


Other information

* Overseas 2022 Olympic and Paralympic Winter Games related Personnel or not

Overseas 2022 Olympic and Paralympic Winter Games related Personnel Others

* Upload photos of PVC or Invitation Letter from BOCOG 2022(PU Letter) and Declaration for Overseas Games-related Personnel Previously Infected with COVID-19 if applicable

The size of one picture cannot exceed 10M,If upload failed, it is recommended to use jpg/jpeg format



步骤五 - 其他信息

如您无需进行IgM抗体检测，请选择“未接受新冠病毒血清IgM抗体检测”。

* Please select your COVID-19 serum IgM antibody test result



Tested positive for COVID-19 serum IgM antibody

Tested negative for COVID-19 serum IgM antibody

Have not received the COVID-19 serum IgM antibody test

步骤五 - 其他信息



在此上传来华航班起飞前**72小时内**进行的**PCR核酸检测及IgM抗体检测**（如适用）。如您是中国籍乘客，请继续上传待激活身份注册卡或邀请函（**PU**），以及既往感染者声明（如适用）。

 **Apply for my health declaration form** 

Please select the sampling date for nucleic acid testing (and serum IgM antibody testing) [Select](#)


* Please upload pictures of your negative certificate of nucleic acid test and certificate of serum IgM antibody test

The size of one picture cannot exceed 10M. If upload failed, it is recommended to use jpg/jpeg format





* Please upload pictures of your travel itinerary and certificate of residence in the country where you live

Or other pictures required
(The size of one picture cannot exceed 10M. If upload failed, it is recommended to use jpg/jpeg format)



步骤五 - 其他信息


在此上传航班行程信息。如您将作为参赛者来华，仅上传第4页中所列文件即可。举例说明：您无需上传居住证明。

 **Apply for my health declaration form** 

Please select the sampling date for nucleic acid testing (and serum IgM antibody testing) [Select](#)


* Please upload pictures of your negative certificate of nucleic acid test and certificate of serum IgM antibody test

The size of one picture cannot exceed 10M. If upload failed, it is recommended to use jpg/jpeg format




* Please upload pictures of your travel itinerary and certificate of residence in the country where you live

Or other pictures required
(The size of one picture cannot exceed 10M. If upload failed, it is recommended to use jpg/jpeg format)



步骤五 - 其他信息

此证明应包括您的全部接种疫苗剂次信息。如您持有多个证明，请将所有证明照片上传。如您接种疫苗种类需要两剂次完成全程接种，则第二剂次疫苗接种为最终剂次疫苗接种。加强针证明无需在此上传。

 **Apply for my health declaration form** 


* Have you got a COVID-19 vaccination?
 Yes No

* Please select the manufacturer of the vaccines you have been injected with
Please select the manufacturer of the vaccines you have been injected with [Select](#)

* Please select the time of your final vaccine shot
With most COVID-19 vaccines, you will normally need two shots in order for them to work.
Please select the time of your final vaccine shot [Select](#)


* Please upload a photo of your vaccination certificate
The size of one picture cannot exceed 10M.






步骤六

完成所有项目填报后，请点击“提交”。当地的中国驻外使领馆将处理申请表（约需几个小时）



Apply for my health declaration form 

* Have you ever tested positive in an IgM antibody test? If you have, please provide the sampling date.

Yes No

* Have you ever been confirmed as a COVID-19 patient? If you have, please provide the diagnosis date and the discharge date (if applicable).

Yes No

* Have you ever been in close contact with a confirmed COVID-19 patient or an asymptomatic person? If you have, please provide the date(s) of your latest contact with the patient and/or the asymptomatic person.

Yes No

* Have you had a fever, cough, diarrhea or other symptoms of a possible COVID-19 infection during the past 14 days?

Yes No

[Submit](#)

步骤七

获批后，二维码将从橙色变为绿色。保持浏览器页面开启，请勿退出应用。您将收到系统发送邮件，通知您获批绿码。您可能需要刷新页面以显示绿色二维码



北京2022年冬奥会和冬残奥会组织委员会

步骤八 查看并出示二维码

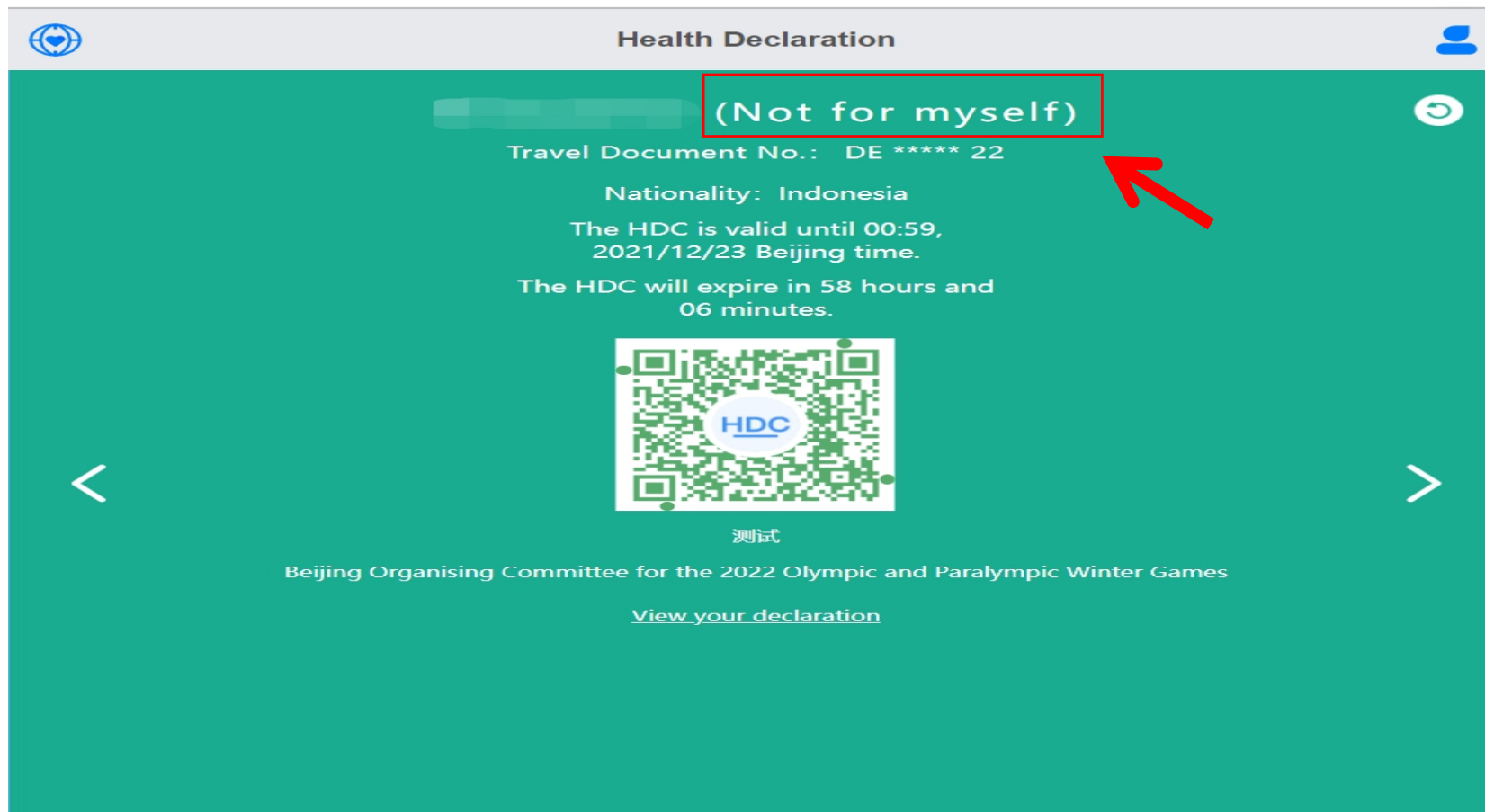
获批绿码后，请在手机中保留绿码截图，以备机场值机（您也可将截图打印留存）。在机场值机时，可能要求您登录后出示实时绿码。



登录提交申请的账号，查看自己的绿色健康码（如有为他人申请的绿色健康码，请查看下一页）



为他人申请的绿色健康码*



*请注意，如果您为他人申请了绿色健康码，请告诉他们您用于申请的账号和密码，以便他们可以在机场值机时登录系统，出示“动态”绿色健康码。